




DISTORTER COMPACT USER MANUAL

**Nelson Martins'
signature distortion
made smaller**

Congratulations on your purchase ! You're now the proud owner of Nelson Martins' signature distortion pedal ! Read this user manual for all safety precautions and tips about properly using your new pedal.

Usage and precautions : stay safe !

 If users ignore this section and handle the device the wrong way, serious injury, bodily injure, damage to the equipment or death could result.

- › Be sure to disconnect the power cable before moving the unit or connecting other cables.
- › Only use with a 9VDC, center-negative, 100mA or more power supply. The use of an adapter other than the specified type may damage the unit and pose a safety hazard.
- › If the unit is not to be used for a long time, disconnect the power cable from the unit.
- › Avoid exposing the unit to environments with extreme temperature, high humidity or moisture, excessive dust or sand, excessive vibration or shock.
- › Except for the footswitches, do not push other parts with your feet or subject them to strong force.
- › Take care that no foreign object or liquid can enter the unit.
- › The unit is designed to be immune to electromagnetic interference. However, equipments that emit powerful electromagnetic waves should not be placed near the unit, as the possibility of interference cannot be ruled out entirely.
- › The unit contains no user serviceable parts. Contact TAMPCO regarding warranty or servicing issues.
- › The unit is not suitable for children age 0 to 5 or animals, and use must be supervised by an adult for children aged 5 to 13.
- › The unit contains internal settings that must only be adjusted using a non-conductive precision screwdriver.

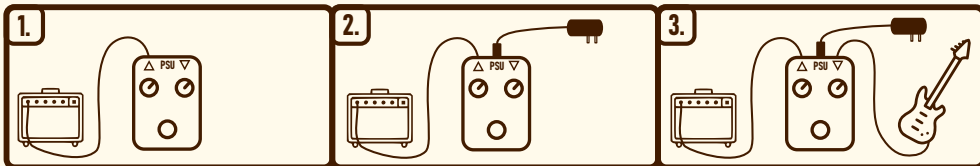


This device should be disposed of in the appropriate electronic waste bin.

Safety pictograms :



Order of connection :



Specifications :

- › Input impedance : 500k Ω
- › Output impedance : 470 Ω
- › Relay Bypass
- › Vintage fuzz, mid-gain overdrive and clean boost
- › Designed both for guitar and bass
- › Power supply : 9VDC, 100mA, center-negative 2.1mm plug
- › Construction : solid die-cast aluminium alloy, powder coated

Introduction :

Have you ever dreamed about the ultimate bass saturation ? Reaching Queens of the Stonage Age's vintage tone ? Or on the contrary, discover a modern distortion reminiscent of Muse's earlier albums ?

Nelson Martins (Skip The Use) worked with us to design its signed pedal, composed of an overdrive section and a fuzz section combined with a clean boost. Those three sections are not cascaded like in many guitar pedals, but placed in parallel of each other. This lets you tune a unique sound, that can sparkle or bring raw octave-up tones, boost bass frequencies or give punch to the mids, without ever sacrificing either sustain nor dynamics.

Designed both for bass and guitar, the Distorter imposes a new standard when it comes to gain pedals. This compact edition is like a preset extracted from its older sister. Adjust the CLEAR boost, DRIVE and FUZZ volumes at will and choose the FUZZ voicing to scoop or boost the mids. The three-position sun dial provides three distinctive tone flavors.


Settings :

- ▶ **Footswitch** : the footswitch can be pushed with your feet to change the tone of the pedal while playing.
- ▶ **CLEAR** : The CLEAR knob adjusts the level of the clean signal up to a 20dB boost.
- ▶ **DRIVE** : Controls the output level of the drive section.
- ▶ **FUZZ** : Controls the output level of the fuzz section.
- ▶ **SUN switch** : a three-position tone switch. Up is your standard tone, mid is brighter and down is darker.
- ▶ **VOICE** : adjusts the overall timbre of the pedal. Up leads to a mid-pushed modern tone, while down gives you a mid-scooped vintage tone.




Suggested settings :

Push your amp



Wild octave



Basstortion

